

**BMW BRILLIANCE
AUTOMOTIVE**



LOGIN PAGE USER MANUAL

Digital ID Team

AGENDA

Login Account Type- 登录账号类型	Login Methods- 登录方式	Page- 页
Version Update Background Introduction- 版本升级背景介绍		Page 3
BBA Office Network And Within The Domain- BBA U/UF内网域内	WNA Authentication- WNA 认证 (直接登录)	Page 4
BBA Office Network But Outside The Domain- BBA U/UF内网域外	Login Page Introduction- 登录页面介绍	Page 5
	JoyChat Scan Code- JoyChat扫码登录	Page 6-7
	Username + password- 账号密码登录	Page 8
	Password + SMS/EMAIL- 密码验证码登录	Page 9-12
	NetIQ- NetIQ令牌登录	Page 13-17
Public Network- BBA U/UF/PA/Dealer外网	Login Page Introduction- 登录页面介绍	Page 18
	JoyChat Scan Code- JoyChat扫码登录	Page 19-20
	Password + SMS/EMAIL- 密码验证码登录	Page 21-24
	NetIQ- NetIQ令牌登录	Page 25-29
Login with BMW Group account in BBA intranet network -WebEAM登录	WebEAM登录	Page 30
Login with BMW Group account in internet -WebEAM 登录	WebEAM登录	Page 31
Contact Us- 联系我们		Page 32

VERSION UPDATE BACKGROUND INTRODUCTION

Based on the BBA specification: Applications should implement graded authentication based on protection levels. Authentication requests for Special Protection and Highest Protection must use strong authentication (e.g., two-factor authentication).

Therefore, when using account and password to access nonspecial protection or highest protection applications, and then accessing special protection or highest protection applications, it is necessary to log in again using strong authentication.

基于BBA规范：应用需要根据保护等级进行分级认证，针对需要特别保护或最高保护级别的认证请求，必须采用强认证方式（如双因素认证）。所以，在使用账号密码访问非特别保护或非最高保护级别的应用后，再访问特别保护或最高保护级别的应用时，需要再次使用强认证方式登录。

Regarding logout, regardless of the level of application from which the user logs out, the user must re-authenticate when accessing the BBA application post-log-out.

关于登出，无论用户在任何级别的应用中登出，再访问BBA应用时都需要重新登录。

BBA OFFICE NETWORK AND WITHIN THE DOMAIN- WNA AUTHENTICATION

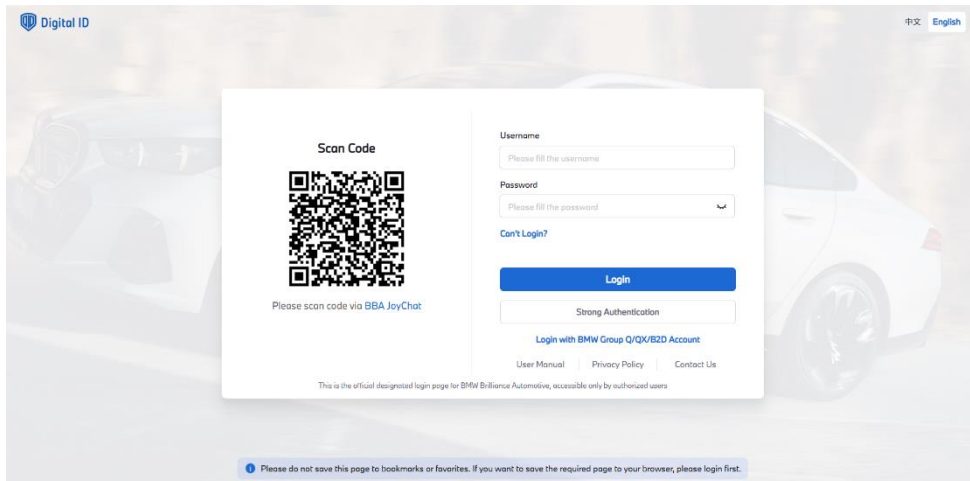
If you have a BBA computer which in domain and connect the BBA office network, you can access the nonspecial protection or highest protection applications without login by WNA authentication. However, to access special protection or highest protection applications, it is necessary to log in again using strong authentication.

如果您有BBA在域的电脑并且连接BBA的办公网络，通过WNA认证，您无需登录即可直接访问非特别保护或非最高保护级别的应用，但若访问特别保护或最高保护级别的应用，需要再次使用强认证方式登录。

BBA OFFICE NETWORK BUT OUTSIDE THE DOMAIN- LOGIN PAGE INTRODUCTION

1. If the computer you are using is not in the domain but connected to the BBA office network, when accessing the applications, the following login page will be displayed based on whether the application you are accessing is under special protection or at the highest protection level.

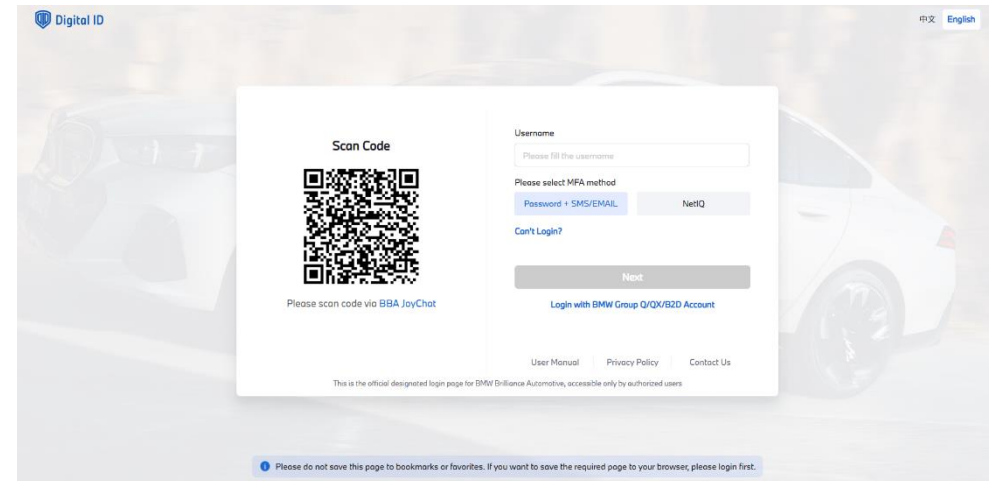
如果您使用的电脑不在域但连接了BBA的办公网络，当访问应用时，将根据您所访问的应用是否特别保护或最高保护级别对应展示如下登录页面。



2. On the login page of nonspecial protection or highest protection applications, the following login methods will be displayed:

Scan Code, Username + Password, Strong Authentication(Password + SMS/EMAIL, NetIQ), Login with BMW Group Q/QX/B2D Account.

在非特别保护或最高保护级别应用的登录页面，显示以下登录方式：扫码登录，账号+密码，强认证，使用宝马集团Q/QX/B2D账号登录方式登录。



3. On the login page of special protection or highest protection applications, the following login methods will be displayed:

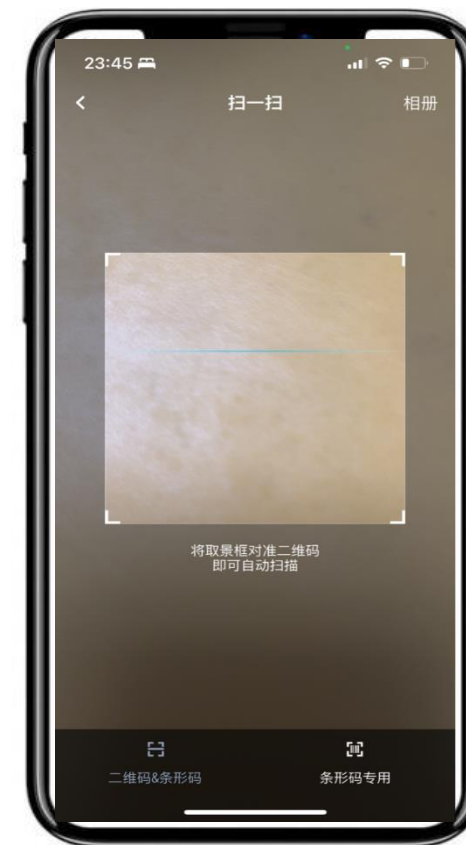
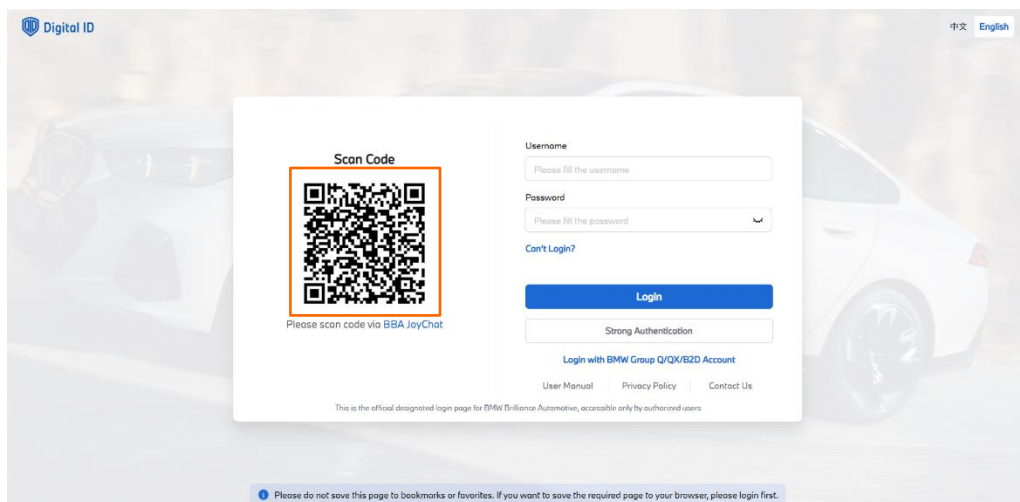
Scan Code, Strong Authentication (Password + SMS/EMAIL, NetIQ), Login with BMW Group Q/QX/B2D Account.

在特别保护或最高保护级别应用的登录页面，显示以下登录方式：扫码登录，强认证（密码+短信/邮件, NetIQ令牌），使用宝马集团Q/QX/B2D账号登录方式登录。

BBA OFFICE NETWORK BUT OUTSIDE THE DOMAIN- JOYCHAT SCAN CODE

If you have JoyChat Apps, you can open Joychat then use scan the code.

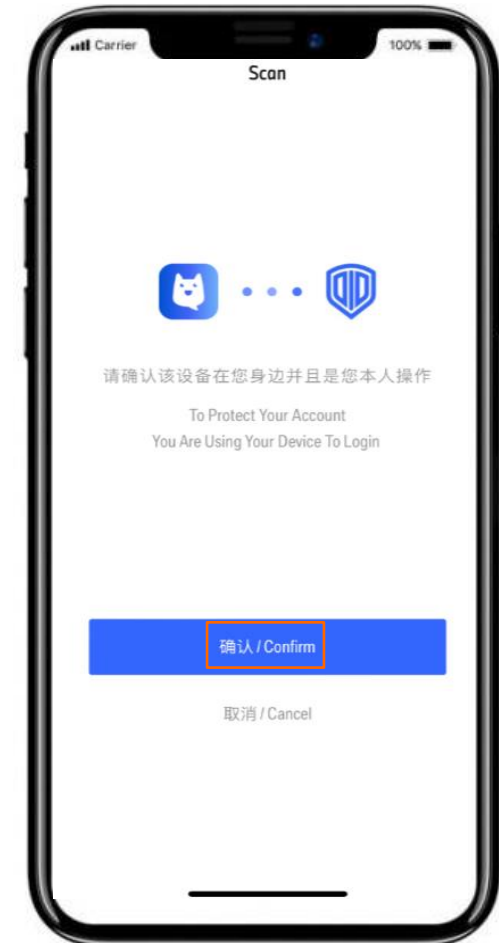
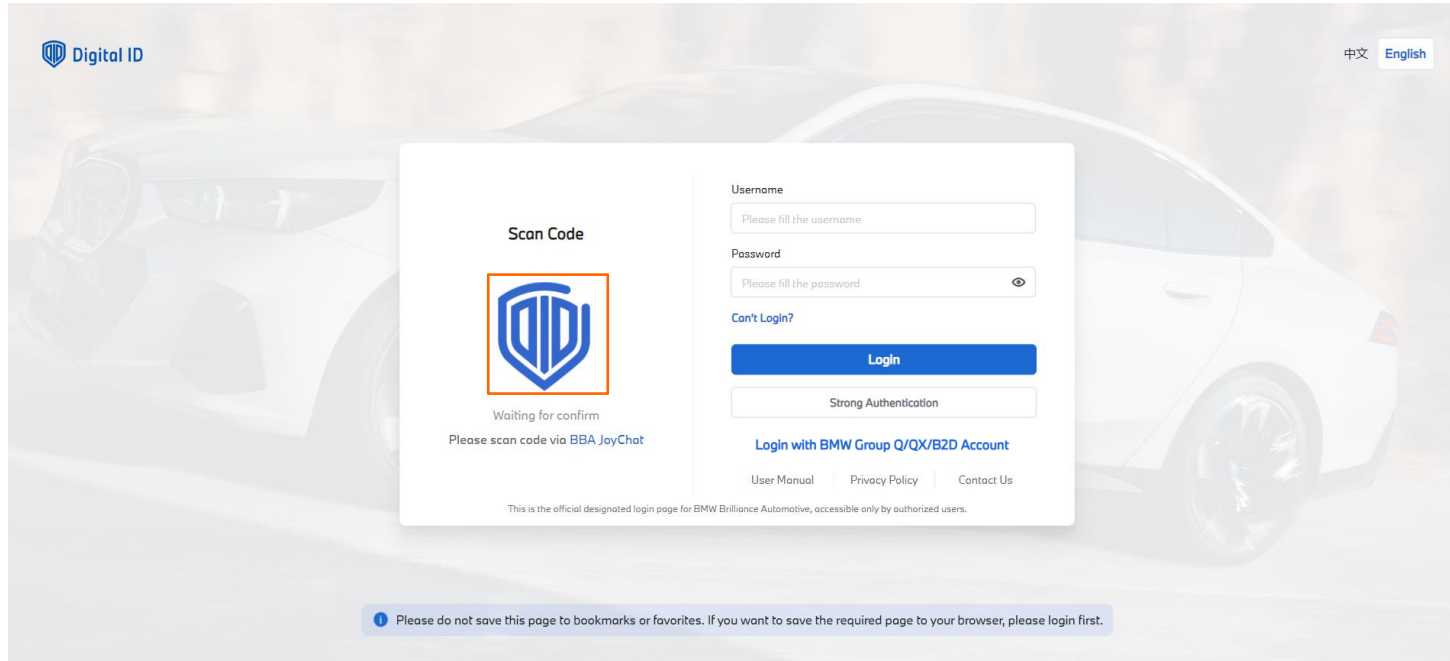
如果您有JoyChat 手机应用，您可以使用JoyChat的扫一扫功能扫描下面二维码。



BBA OFFICE NETWORK BUT OUTSIDE THE DOMAIN- JOYCHAT SCAN CODE

Click "Confirm" button then you can login the application.

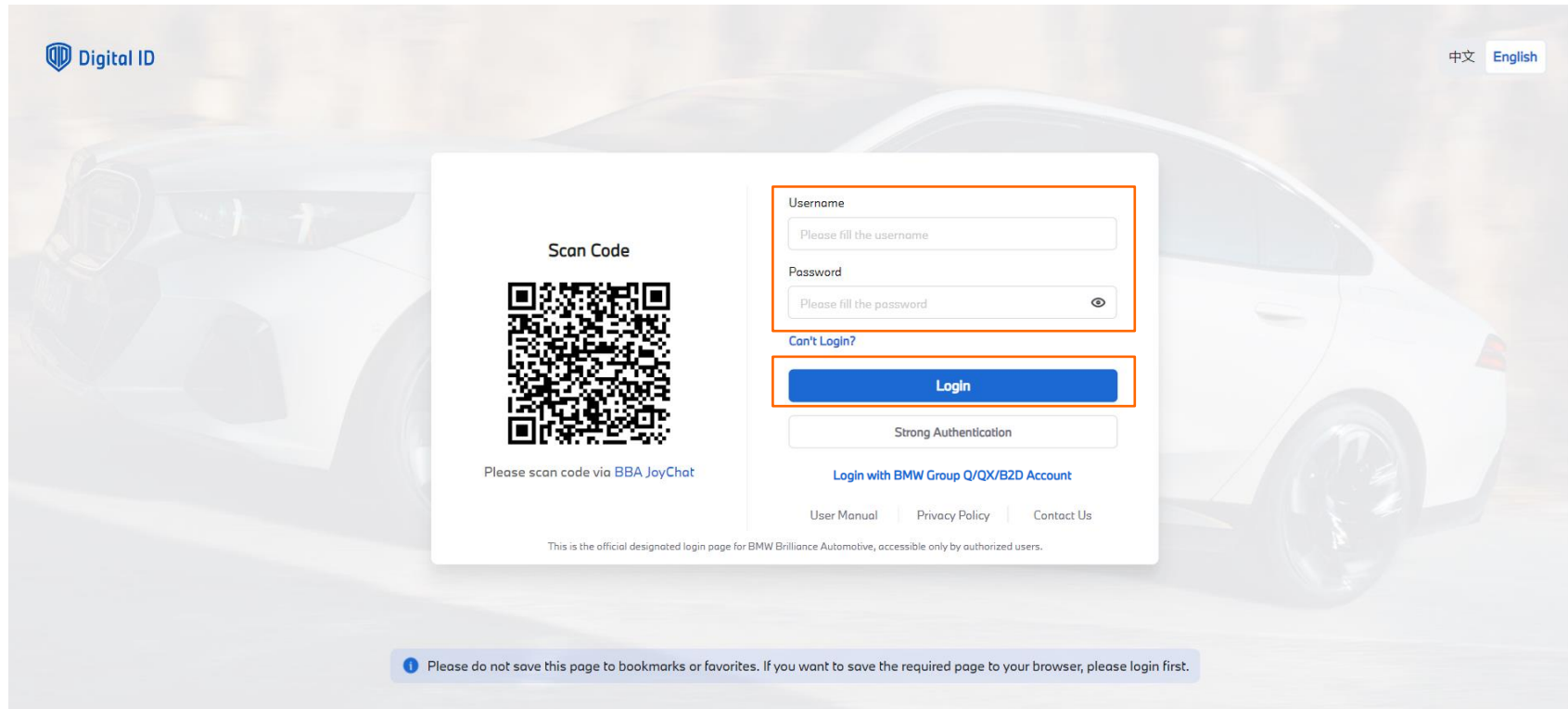
点击"确认"按钮，您就可以登录相应的应用。



BBA OFFICE NETWORK BUT OUTSIDE THE DOMAIN- USERNAME + PASSWORD

On the login page of nonspecial protection or highest protection applications, enter the "Username" and "Password", then click "Login" button to login.

在非特别保护或最高保护级别应用的登录页面，输入“账号”和“密码”，然后点击“登录”按钮进行登录。



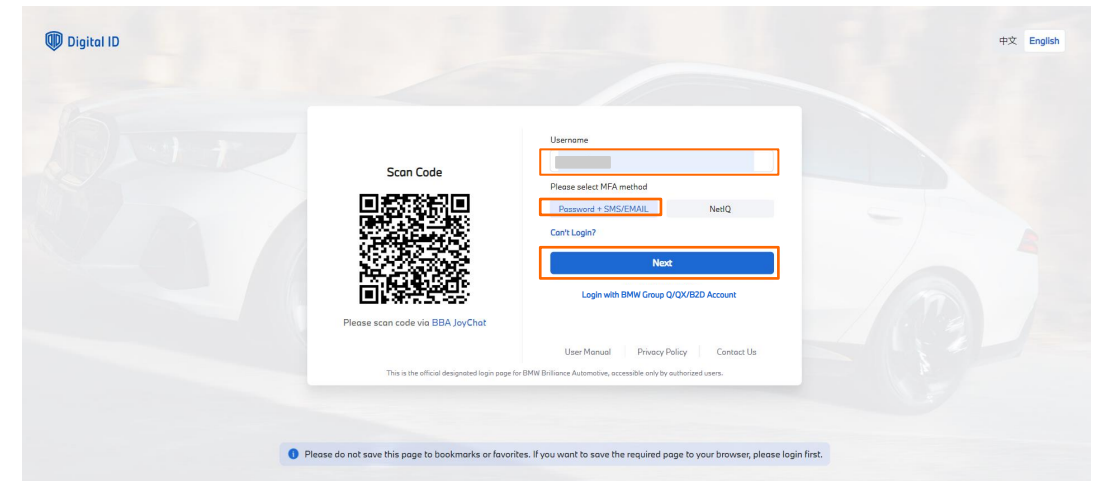
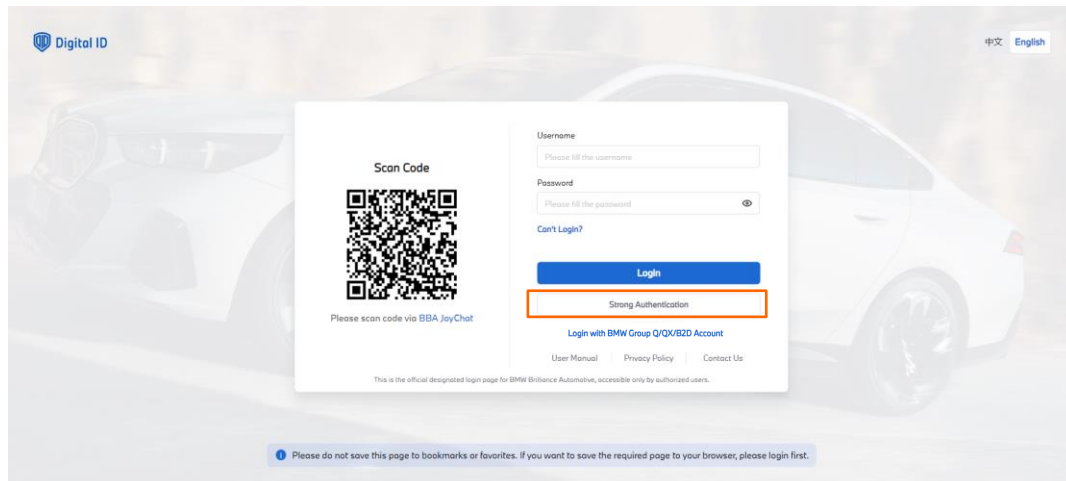
BBA OFFICE NETWORK BUT OUTSIDE THE DOMAIN- STRONG AUTHENTICATION - PASSWORD+SMS/EMAIL

1. On the login page of nonspecial protection or highest protection applications, after clicking the "Strong Authentication" button, the "Password + SMS/EMAIL" authentication method will be displayed. On the login page of special protection or highest protection applications, directly display the "Password + SMS/EMAIL" authentication method.

在非特别保护或最高保护级别应用的登录页面，点击“强认证”按钮后，显示“密码+短信/邮件”认证方式；在特别保护或最高保护级别应用的登录页面，则直接显示“密码+短信/邮件”认证方式。

2. Please enter the correct "Username" and click the "Next" button to verify password and verification code.

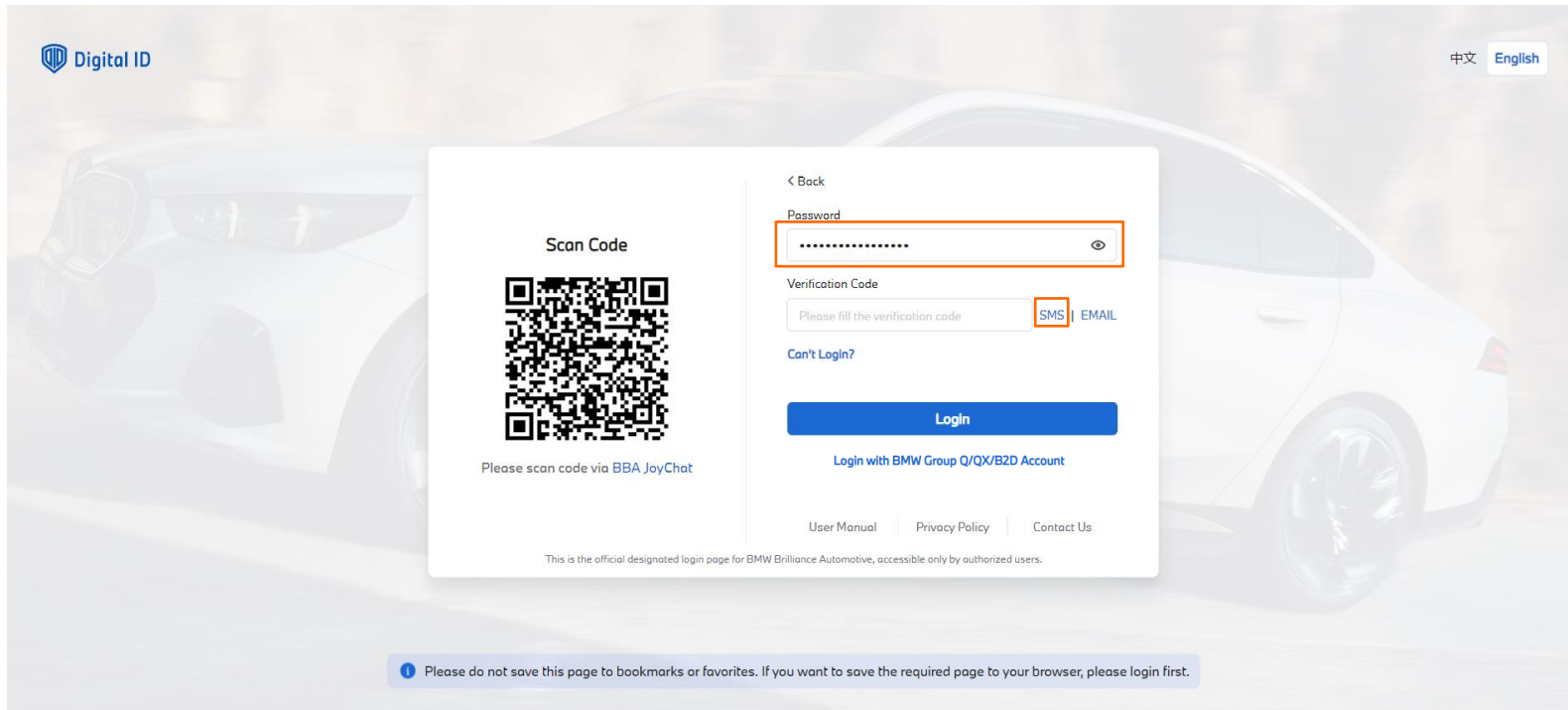
请输入正确的“账号”，点击“下一步”按钮验证密码和验证码。



BBA OFFICE NETWORK BUT OUTSIDE THE DOMAIN- STRONG AUTHENTICATION - PASSWORD+SMS/EMAIL

You can enter the correct password, then click the "SMS" button, and after the SMS is successfully sent, the mobile number bound to your account will receive a SMS verification code.


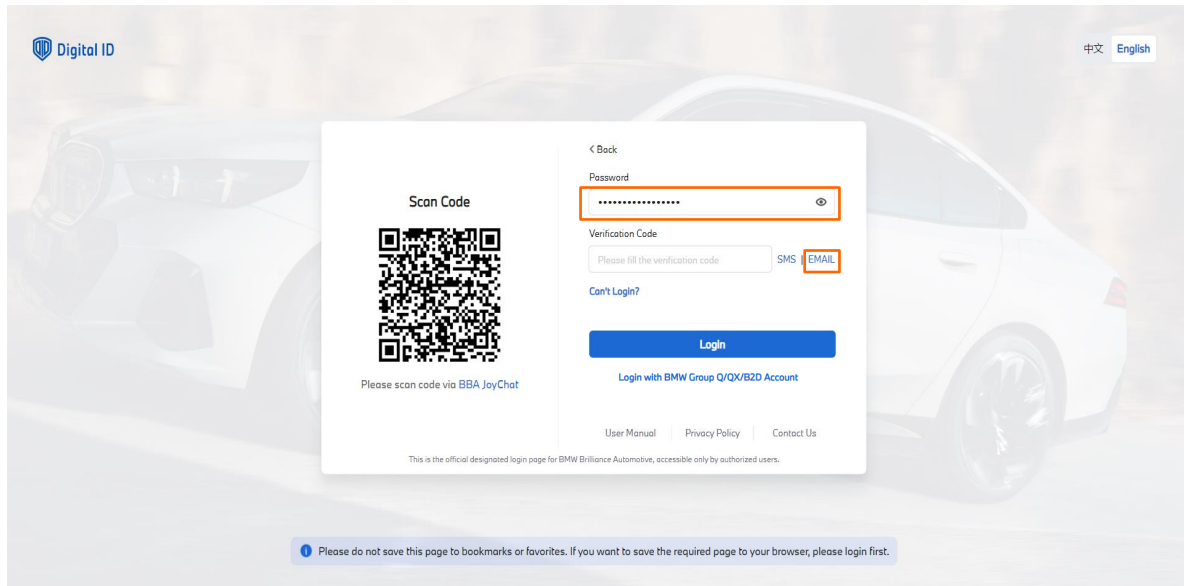
输入正确的密码，点击“短信”按钮，短信发送成功后，您账号绑定的手机号将会收到短信验证码。



BBA OFFICE NETWORK BUT OUTSIDE THE DOMAIN- STRONG AUTHENTICATION - PASSWORD+SMS/EMAIL

You can enter the correct password, then click the "EMAIL" button, and after the email is successfully sent, the email bound to your account will receive an email verification code.

输入正确的密码，点击“邮件”按钮，邮件发送成功后，您账号绑定的邮箱将会收到验证码。



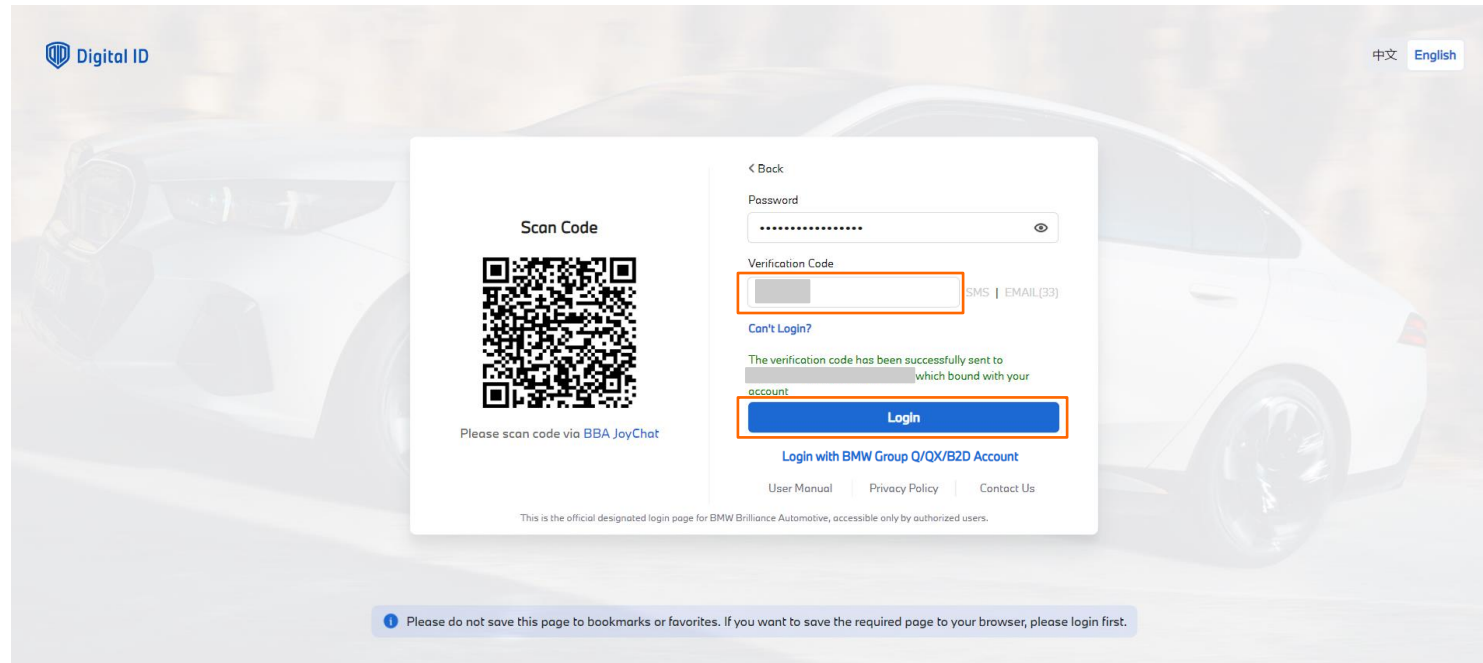
BBA OFFICE NETWORK BUT OUTSIDE THE DOMAIN- STRONG AUTHENTICATION - PASSWORD+SMS/EMAIL

1. You can enter the SMS or Email verification code, then click the "Login" button to Login.

输入收到短信或邮箱验证码，然后点击“登录”按钮进行登录。

2. Please note: The verification code is valid for 5 minutes.

请注意：验证码5分钟内有效。



The screenshot displays the BMW Digital ID login interface. On the left, there is a QR code labeled "Scan Code" with the instruction "Please scan code via BBA JoyChat". On the right, there is a login form with a "Password" field, a "Verification Code" field (highlighted with an orange border), and a "Login" button (also highlighted with an orange border). The verification code field is labeled "SMS | EMAIL(33)". Below the verification code field, there is a "Can't Login?" link and a message: "The verification code has been successfully sent to [redacted] which bound with your account". At the bottom of the form, there is a link for "Login with BMW Group Q/QX/B2D Account" and links for "User Manual", "Privacy Policy", and "Contact Us". The background of the page shows a white BMW car. In the top right corner, there are language options for "中文" and "English". At the bottom of the page, there is a blue notification bar with the text: "Please do not save this page to bookmarks or favorites. If you want to save the required page to your browser, please login first."

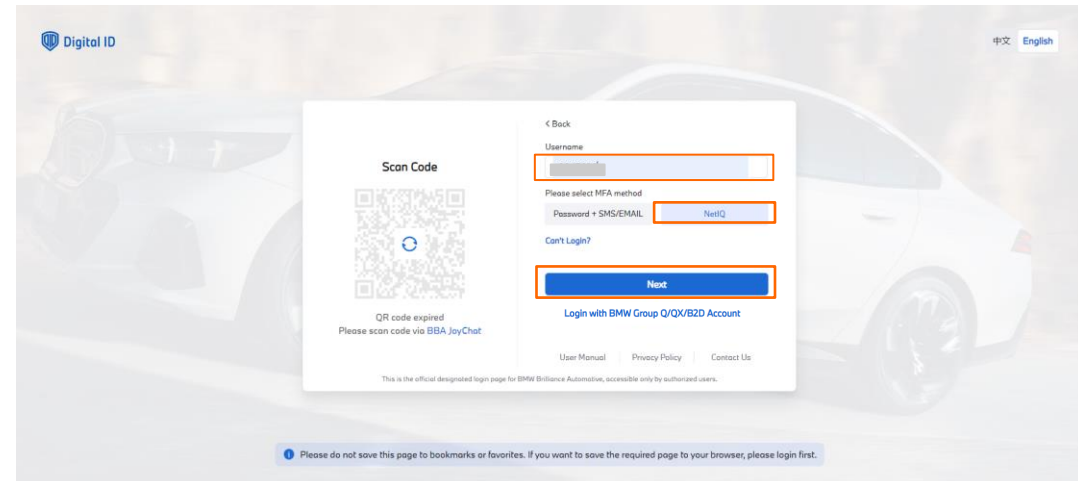
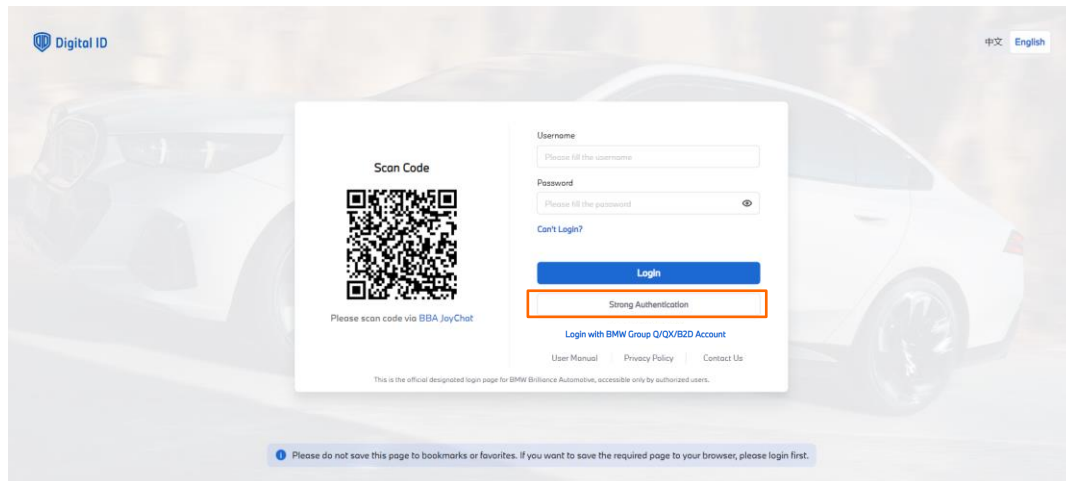
BBA OFFICE NETWORK BUT OUTSIDE THE DOMAIN- STRONG AUTHENTICATION - NETIQ

1. On the login page of nonspecial protection or highest protection applications, after clicking the "Strong Authentication" button, you can choose the "NetIQ" authentication method. On the login page of special protection or highest protection applications, you can directly choose the "NetIQ" authentication method.

在非特别保护或最高保护级别应用的登录页面，点击“强认证”后可以选择“NetIQ令牌”认证方式；在特别保护或最高保护级别应用的登录页面，可以直接选择“NetIQ令牌”认证方式。

2. Please enter the correct "Username", click the "NetIQ" button, and then click the "Next" button to verify PIN code.


请输入正确的“账号”，点击“NetIQ”按钮后再点击“下一步”按钮验证PIN码。



BBA OFFICE NETWORK BUT OUTSIDE THE DOMAIN- STRONG AUTHENTICATION - NETIQ

You can enter the correct PIN Code, then click the "Authentication Method" dropdown box, and after drag slider to the puzzle to complete the graphic verification, the NetIQ authentication method that your account has been bound to will display. Please select an authentication method and click the "Next" button to continue verifying the code.

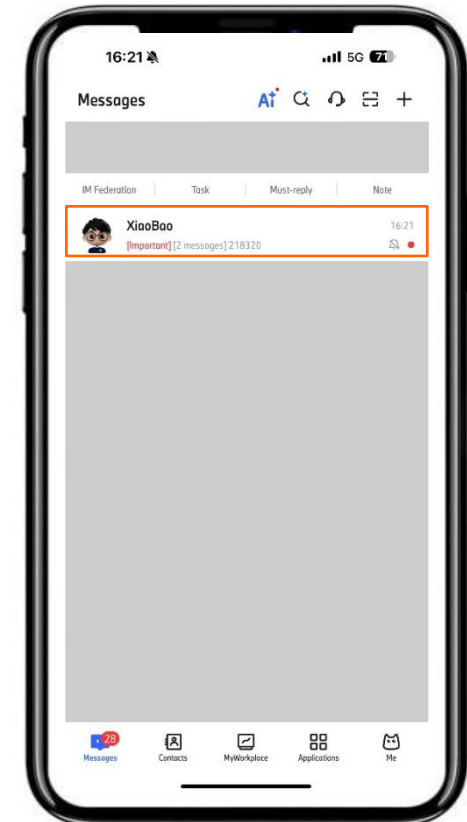
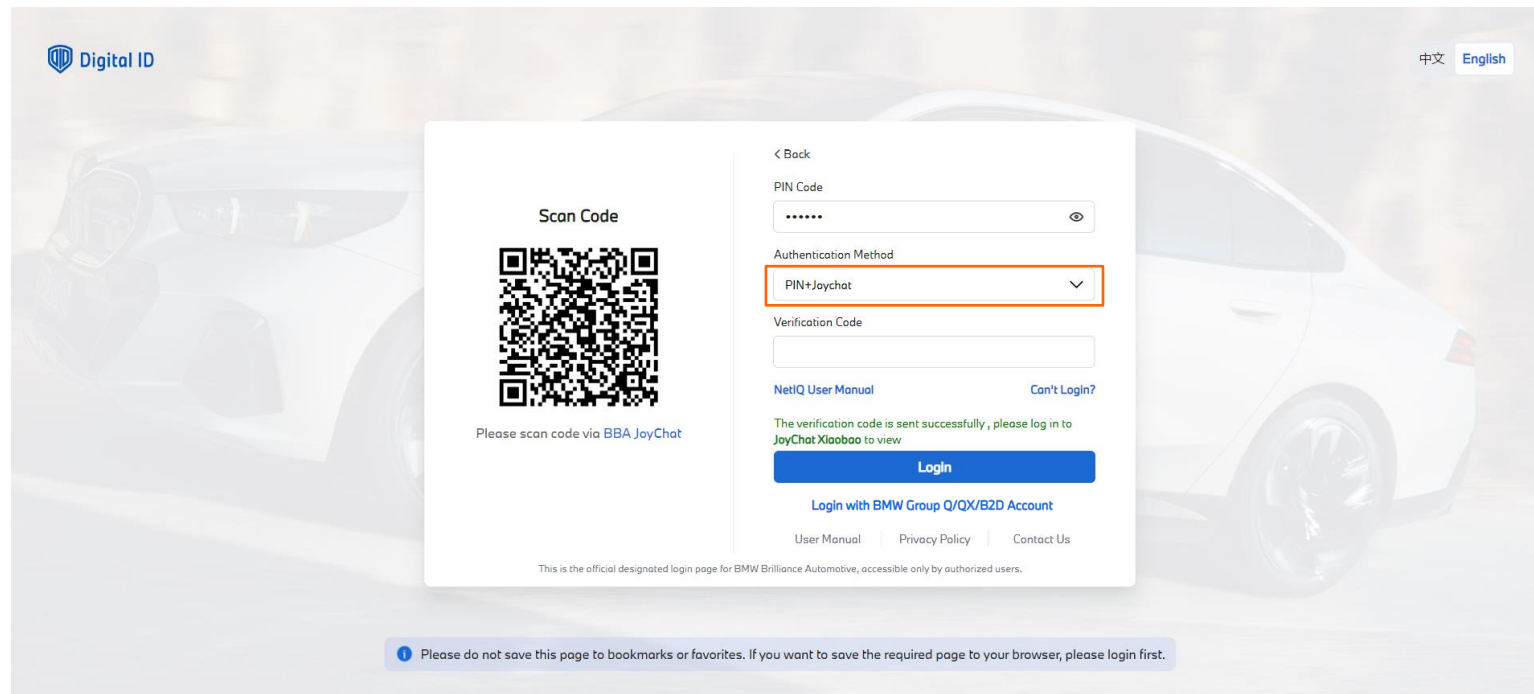
输入正确的PIN 码，然后点击“认证方式”下拉框，拖动滑块完成图形验证后，将会显示出您账号已绑定的NetIQ认证方式。请选择一个认证方式点击“下一步”按钮继续验证码校验。



BBA OFFICE NETWORK BUT OUTSIDE THE DOMAIN- STRONG AUTHENTICATION - NETIQ - PIN+JOYCHAT

When you choose the "PIN + Joychat" authentication method, you will receive a message from JoyChat Xiaobao. Please enter the correct verification code and click "Login" button to login.

当您选择 "PIN + Joychat" 认证方式，您将会在JoyChat小宝收到验证码。请输入正确的验证码，点击“登录”按钮进行登录。




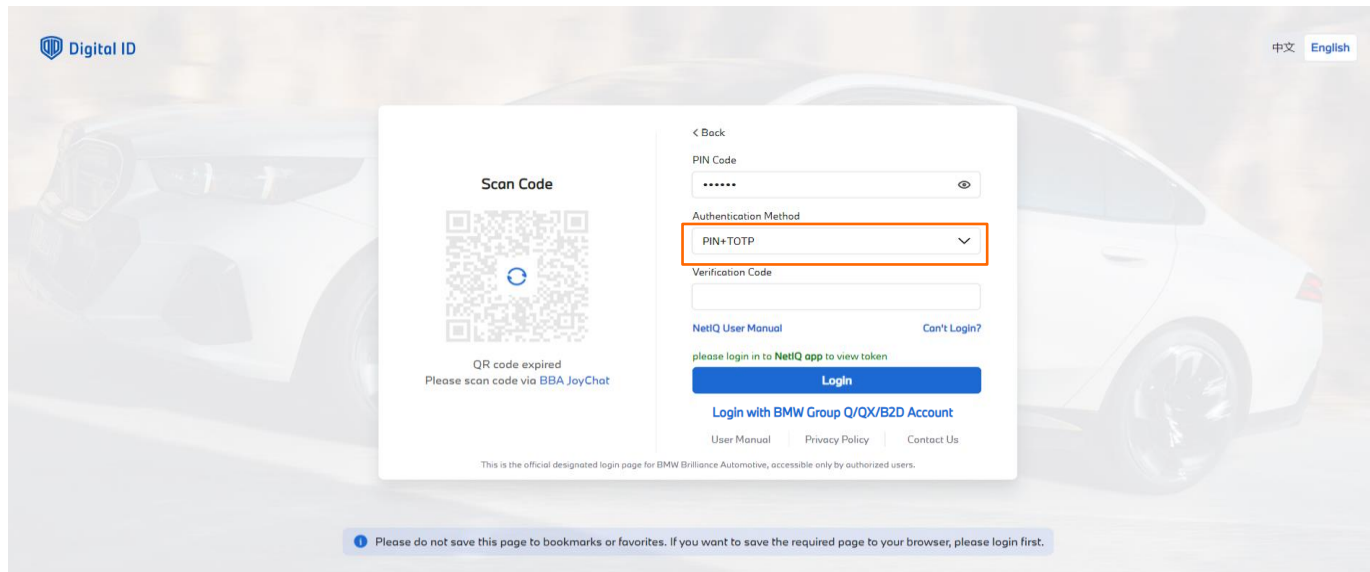
BBA OFFICE NETWORK BUT OUTSIDE THE DOMAIN- STRONG AUTHENTICATION - NETIQ - PIN+TOTP

When you choose the "PIN + TOTP" authentication method, you can obtain a one-time password (TOTP) through the NetIQ Auth application. Please enter the correct verification code and click "Login" button to login.

If you don't have the NetIQ Auth app, you can download it by searching for "NetIQ Advanced Authentication" in the mobile app store.

当您选择 "PIN + TOTP" 认证方式，NetIQ Auth 应用将获取到一次性口令 (TOTP)。请输入正确的验证码，点击 "登录" 按钮进行登录。

如果您没有 NetIQ Auth 应用，可以通过手机应用商店搜索 "NetIQ Advanced Authentication" 下载应用。




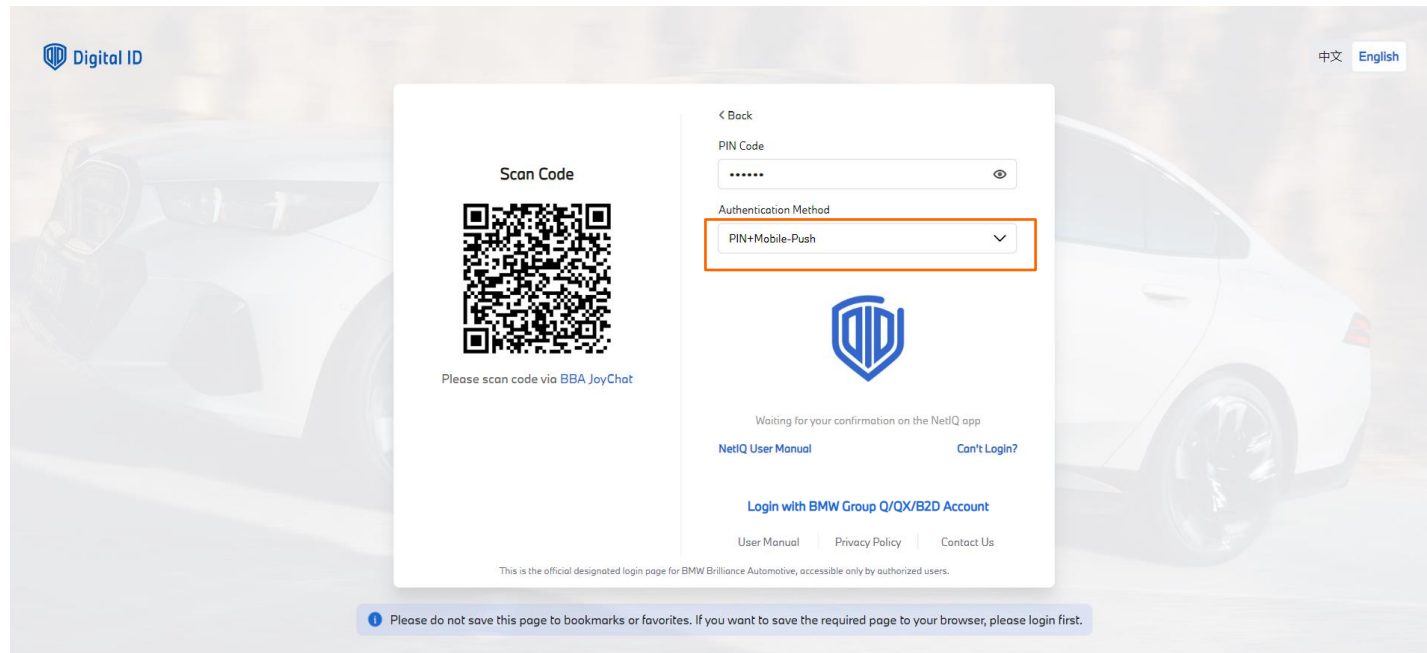
BBA OFFICE NETWORK BUT OUTSIDE THE DOMAIN- STRONG AUTHENTICATION - NETIQ - PIN+MOBILE-PUSH

When you choose the "PIN+Mobile-Push" authentication method, you can open the NetIQ Auth application, which will automatically pop up an authentication request. Please click the "Accept" button to complete login.

If you don't have the NetIQ Auth app, you can download it by searching for "NetIQ Advanced Authentication" in the mobile app store.

当您选择"PIN+Mobile-Push"认证方式，您可以打开NetIQ Auth应用，NetIQ Auth应用会自动弹出鉴定请求，请点击"接受"按钮完成登录。

如果您没有NetIQ Auth应用，可以通过手机应用商店搜索"NetIQ Advanced Authentication"下载应用。



PUBLIC NETWORK- LOGIN PAGE

If the computer you are using is not in the domain and not connected to BBA office network, when you apply the application, you will open the login page with the following login methods:

Scan Code, Password + SMS/EMAIL, NetIQ, Login with BMW Group Q/QX/B2D Account.

如果您使用的电脑不在域并且未连接BBA的网络，当您访问应用时，将显示如下登录方式的登录页面：

扫码登录，密码+短信/邮件，NetIQ令牌，使用宝马集团Q/QX/B2D账号登录。

Digital ID

中文 English

Scan Code

Please scan code via BBA JoyChat

Username

Please fill the username

Please select MFA method

Password + SMS/EMAIL NetIQ

Can't Login?

Next

Login with BMW Group Q/QX/B2D Account

User Manual Privacy Policy Contact Us

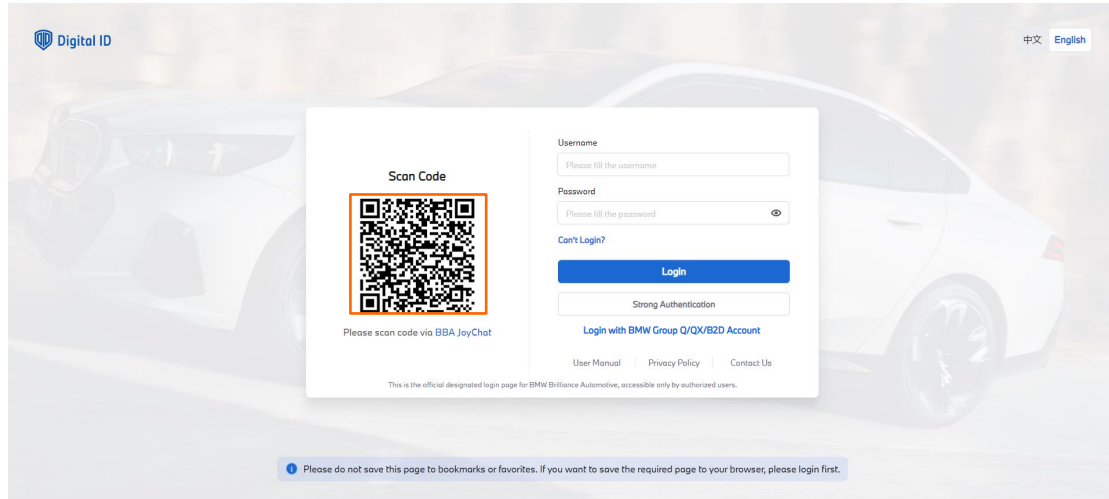
This is the official designated login page for BMW Brilliance Automotive, accessible only by authorized users.

Please do not save this page to bookmarks or favorites. If you want to save the required page to your browser, please login first.

PUBLIC NETWORK- JOYCHAT SCAN CODE

If you have JoyChat Apps, you can open Joychat then use scan the code.

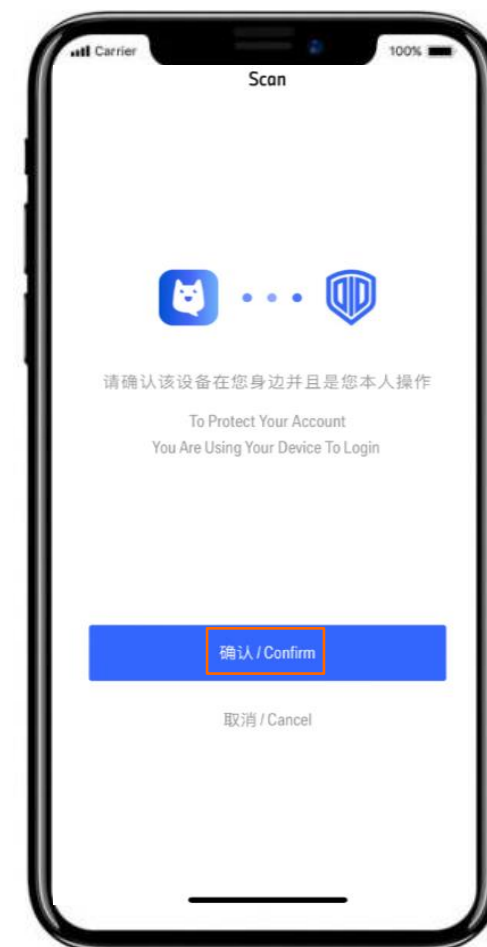
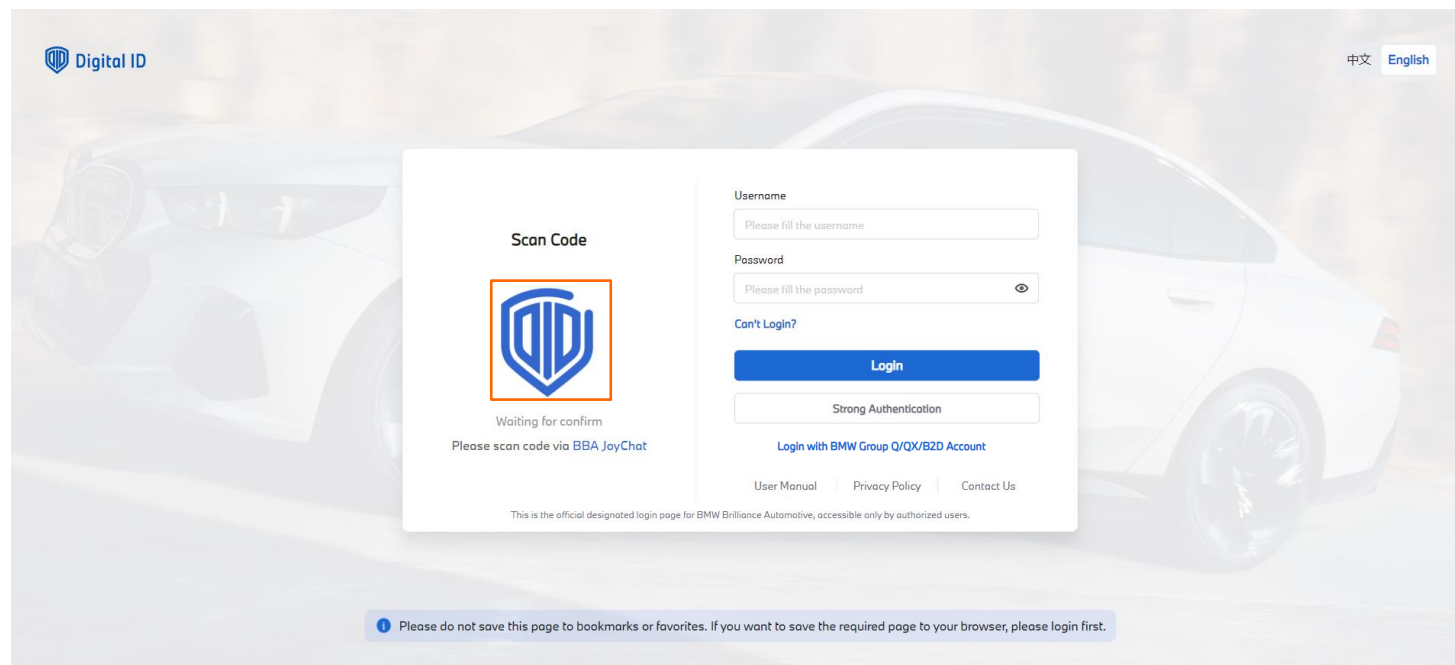
如果您有JoyChat 手机应用，您可以使用JoyChat的扫一扫功能扫描下面二维码。



PUBLIC NETWORK- JOYCHAT SCAN CODE

Click "Confirm" button then you can login the application.

点击“确认”按钮，您就可以登录相应的应用。



PUBLIC NETWORK- PASSWORD + SMS/EMAIL

On the login page, enter the correct "Username", choose "Password + SMS/EMAIL" authentication method and click the "Next" button to verify password and verification code.

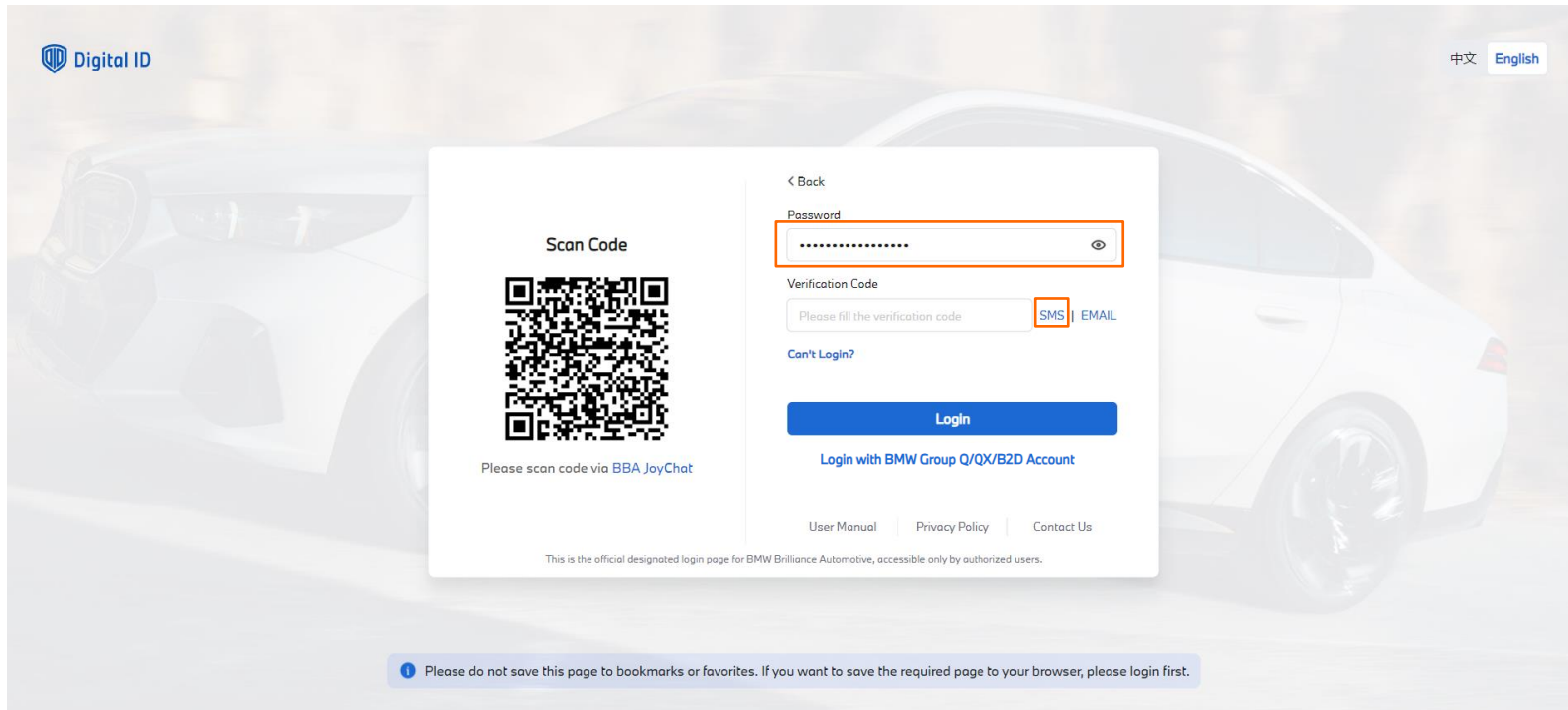
在登录页面，输入正确的“账号”，选择“密码+短信/邮件”认证方式，点击“下一步”按钮验证密码和验证码。

The screenshot displays the Digital ID login interface. At the top left is the 'Digital ID' logo, and at the top right are language options for '中文' and 'English'. The main content area is a white modal box with a QR code on the left labeled 'Scan Code' and the instruction 'Please scan code via BBA JoyChat'. On the right, there is a 'Username' input field, a 'Please select MFA method' section with 'Password + SMS/EMAIL' and 'NetQ' buttons, a 'Can't Login?' link, and a prominent blue 'Next' button. Below the 'Next' button is the text 'Login with BMW Group Q/QX/B2D Account'. At the bottom of the modal are links for 'User Manual', 'Privacy Policy', and 'Contact Us', along with a disclaimer: 'This is the official designated login page for BMW Brilliance Automotive, accessible only by authorized users.' A footer note at the bottom of the page reads: 'Please do not save this page to bookmarks or favorites. If you want to save the required page to your browser, please login first.'

PUBLIC NETWORK- PASSWORD + SMS/EMAIL

You can enter the correct password, then click the "SMS" button, and after the SMS is successfully sent, the mobile number bound to your account will receive a SMS verification code.

输入正确的密码，点击“短信”按钮，短信发送成功后，您账号绑定的手机号将会收到短信验证码。



PUBLIC NETWORK- PASSWORD + SMS/EMAIL

You can enter the correct password, then click the "EMAIL" button, and after the email is successfully sent, the email bound to your account will receive an email verification code.

输入正确的密码，点击“邮件”按钮，邮件发送成功后，您账号绑定的邮箱将会收到验证码。

The image illustrates the process of receiving a verification code via email. On the left, a screenshot of the Digital ID login page shows a QR code on the left and a login form on the right. The form includes a password field (with a red box around it), a verification code field, and buttons for 'SMS' and 'EMAIL' (with a red box around 'EMAIL'). Below the form is a 'Login' button and a link for 'Login with BMW Group Q/QX/B2D Account'. On the right, a screenshot of an email received from Digital ID shows the verification code '292379' (with a red box around it) and a message: 'Your verification code is 292379, the verification code is valid within 5 minutes, please keep your information security!' and '您的验证码是 292379 该验证码 5 分钟内有效, 请勿泄露!'. The email header shows '华晨宝马 Digital ID' and the date '2024/3/27 (周三) 10:46'. A blue arrow points from the login page to the email.

PUBLIC NETWORK- PASSWORD + SMS/EMAIL

1. You can enter the SMS or Email verification code, then click the "Login" button to Login.

输入收到短信或邮箱验证码，然后点击“登录”按钮进行登录。

2. Please note: The verification code is valid for 5 minutes.

请注意：验证码5分钟内有效。

The screenshot displays the BMW Digital ID login interface. On the left, there is a QR code labeled 'Scan Code' with the instruction 'Please scan code via BBA JoyChat'. On the right, there is a login form with the following elements:

- < Back
- Password field (masked with dots)
- Verification Code field (highlighted with a red box), with 'SMS | EMAIL(33)' options.
- Can't Login? link
- A message: 'The verification code has been successfully sent to [redacted] which bound with your account'.
- Login button (highlighted with a red box)
- Link: Login with BMW Group Q/QX/B2D Account
- Links: User Manual | Privacy Policy | Contact Us

At the bottom of the form, there is a disclaimer: 'This is the official designated login page for BMW Brilliance Automotive, accessible only by authorized users.'

At the bottom of the page, there is a note: 'Please do not save this page to bookmarks or favorites. If you want to save the required page to your browser, please login first.'

PUBLIC NETWORK- NETIQ

On the login page, enter the correct "Username", choose "NetIQ" authentication method, and then click the "Next" button to verify PIN code.

在登录页面，输入正确的“账号”，点击“NetIQ”按钮后再点击“下一步”按钮验证PIN 码。

Digital ID 中文 English

Scan Code

Please scan code via [BBA JoyChat](#)

Username

Please select MFA method

Password + SMS/EMAIL NetIQ

[Can't Login?](#)

Next

[Login with BMW Group Q/QX/B2D Account](#)

[User Manual](#) | [Privacy Policy](#) | [Contact Us](#)

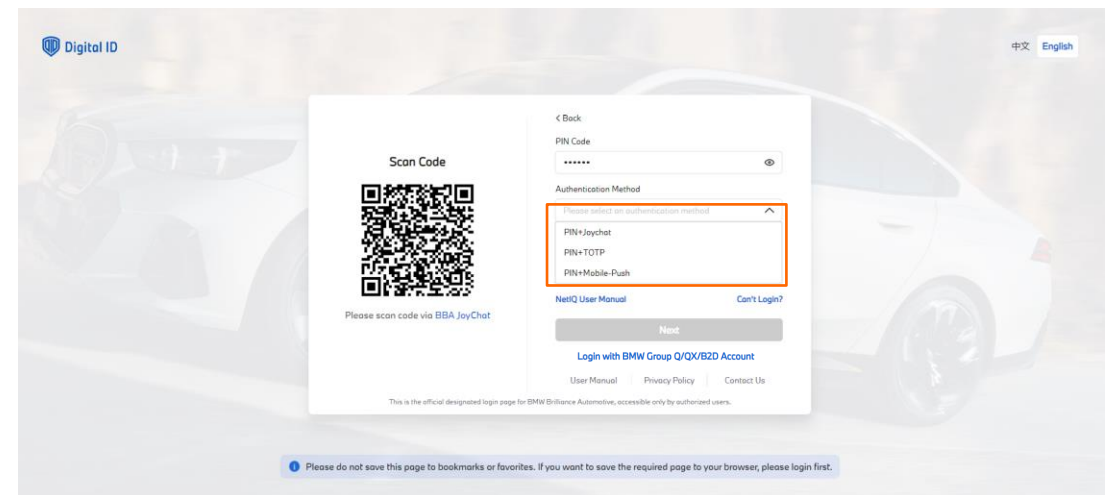
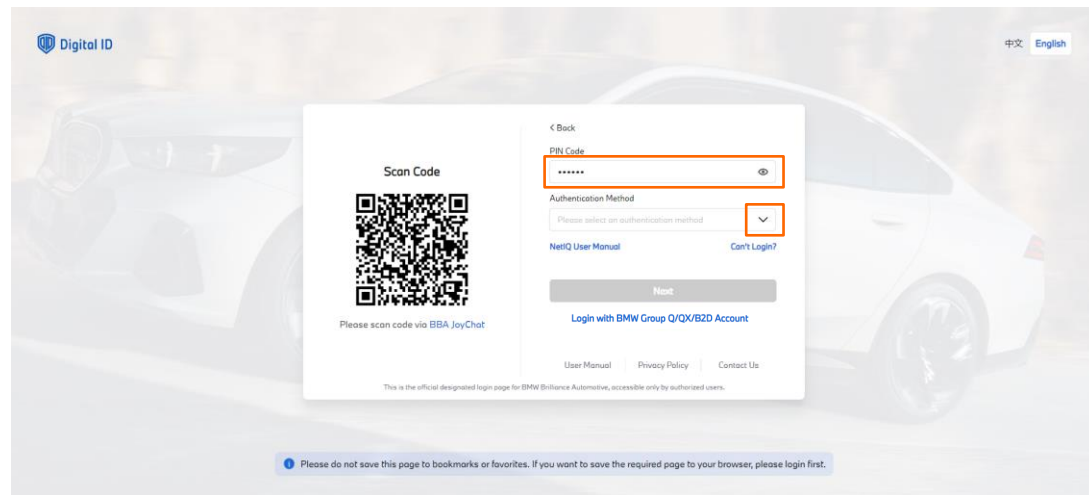
This is the official designated login page for BMW Brilliance Automotive, accessible only by authorized users

i Please do not save this page to bookmarks or favorites. If you want to save the required page to your browser, please login first.

PUBLIC NETWORK- NETIQ

You can enter the correct PIN Code, then click the "Authentication Method" dropdown box, and after drag slider to the puzzle to complete the graphic verification, the NetIQ authentication method that your account has been bound to will display. Please select an authentication method and click the "Next" button to continue verifying the code.

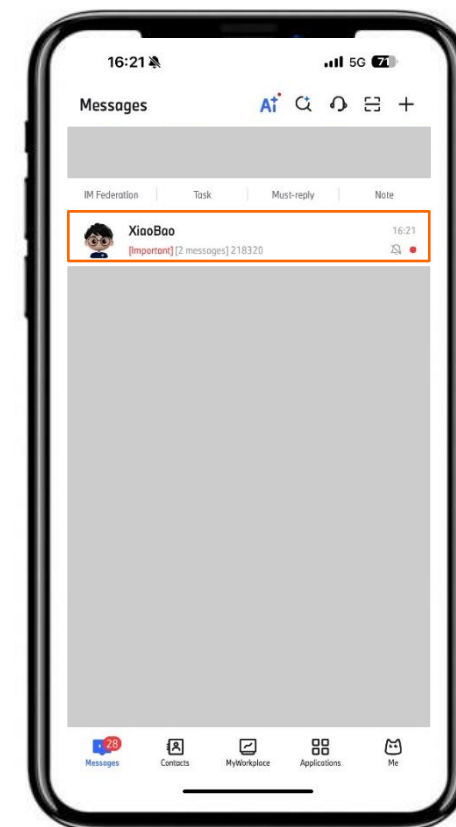
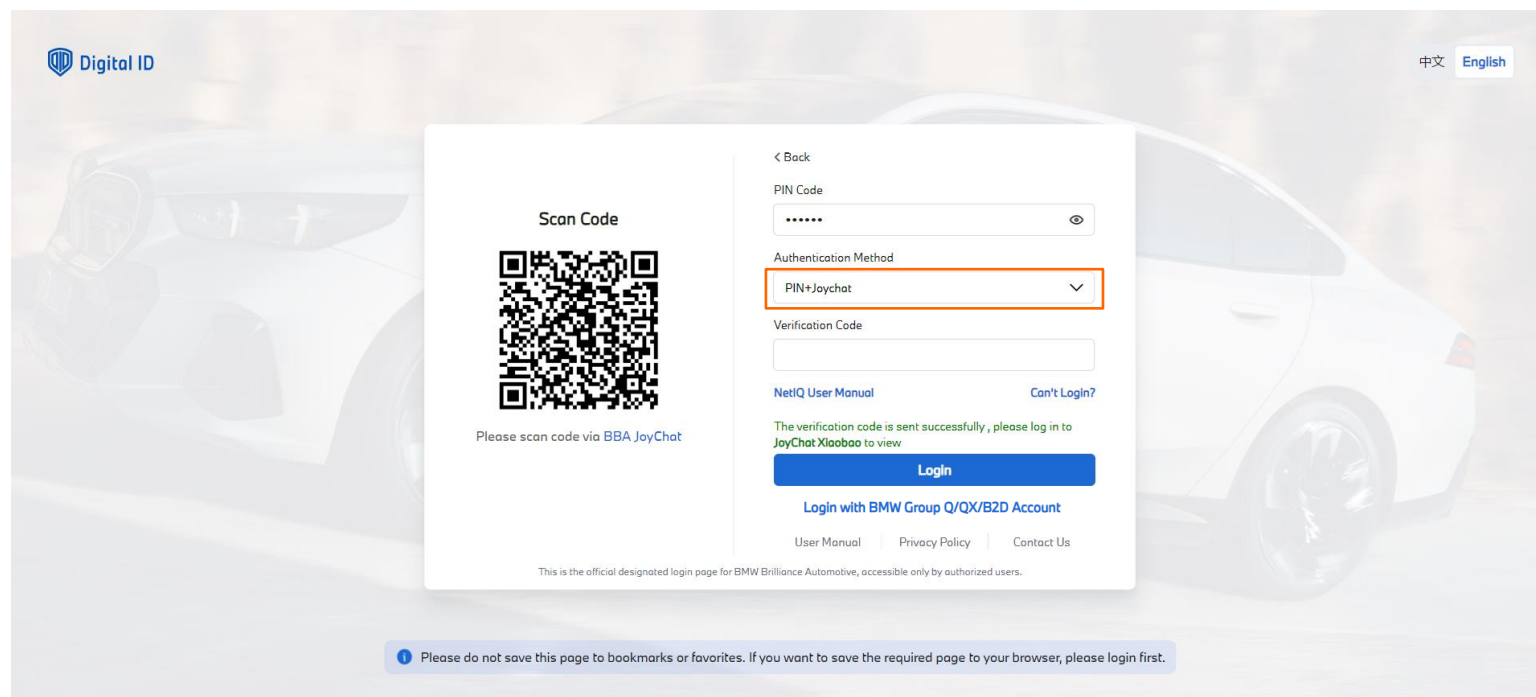
输入正确的PIN 码，然后点击“认证方式”下拉框，拖动滑块完成图形验证后，将会显示出您账号已绑定的NetIQ认证方式。请选择一个认证方式点击“下一步”按钮继续验证码校验。



PUBLIC NETWORK- NETIQ - PIN+JOYCHAT

When you choose the "PIN + Joychat" authentication method, you will receive a message from JoyChat Xiaobao. Please enter the correct verification code and click "Login" button to login.

当您选择 "PIN + Joychat" 认证方式，您将会在JoyChat小宝收到验证码。请输入正确的验证码，点击"登录"按钮进行登录。



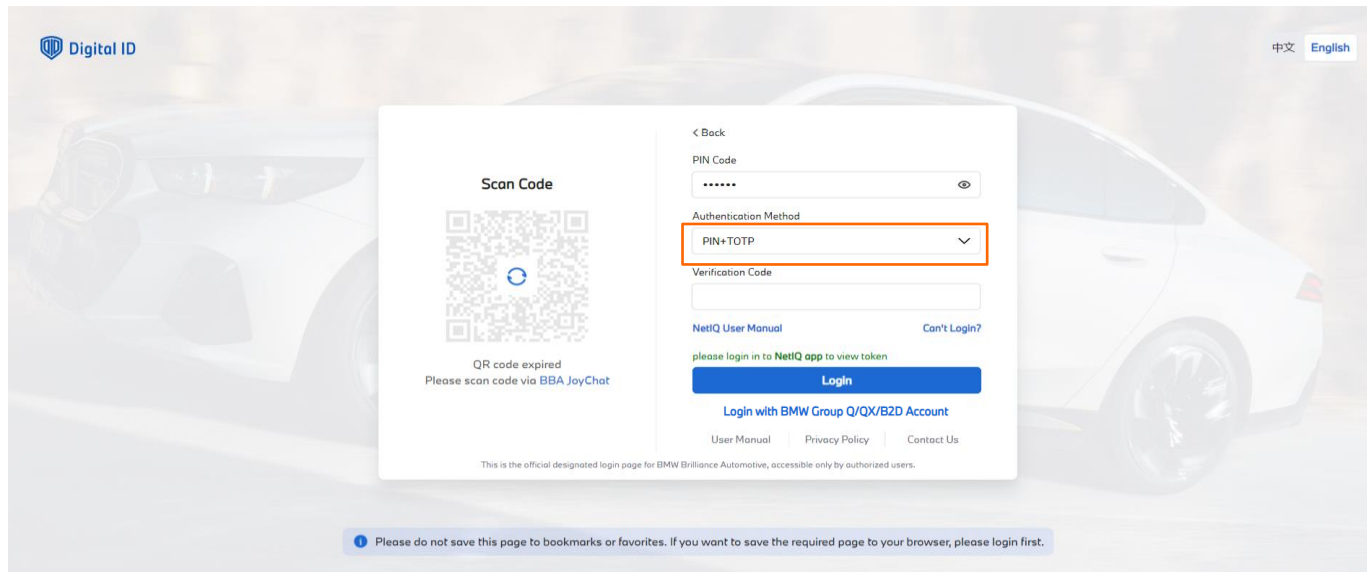
PUBLIC NETWORK- NETIQ - PIN+TOTP

When you choose the "PIN + TOTP" authentication method, you can obtain a one-time password (TOTP) through the NetIQ Auth application. Please enter the correct verification code and click "Login" button to login.

If you don't have the NetIQ Auth app, you can download it by searching for "NetIQ Advanced Authentication" in the mobile app store.

当您选择 "PIN + TOTP" 认证方式，NetIQ Auth 应用将获取到一次性口令 (TOTP)。请输入正确的验证码，点击 "登录" 按钮进行登录。

如果您没有 NetIQ Auth 应用，可以通过手机应用商店搜索 "NetIQ Advanced Authentication" 下载应用。



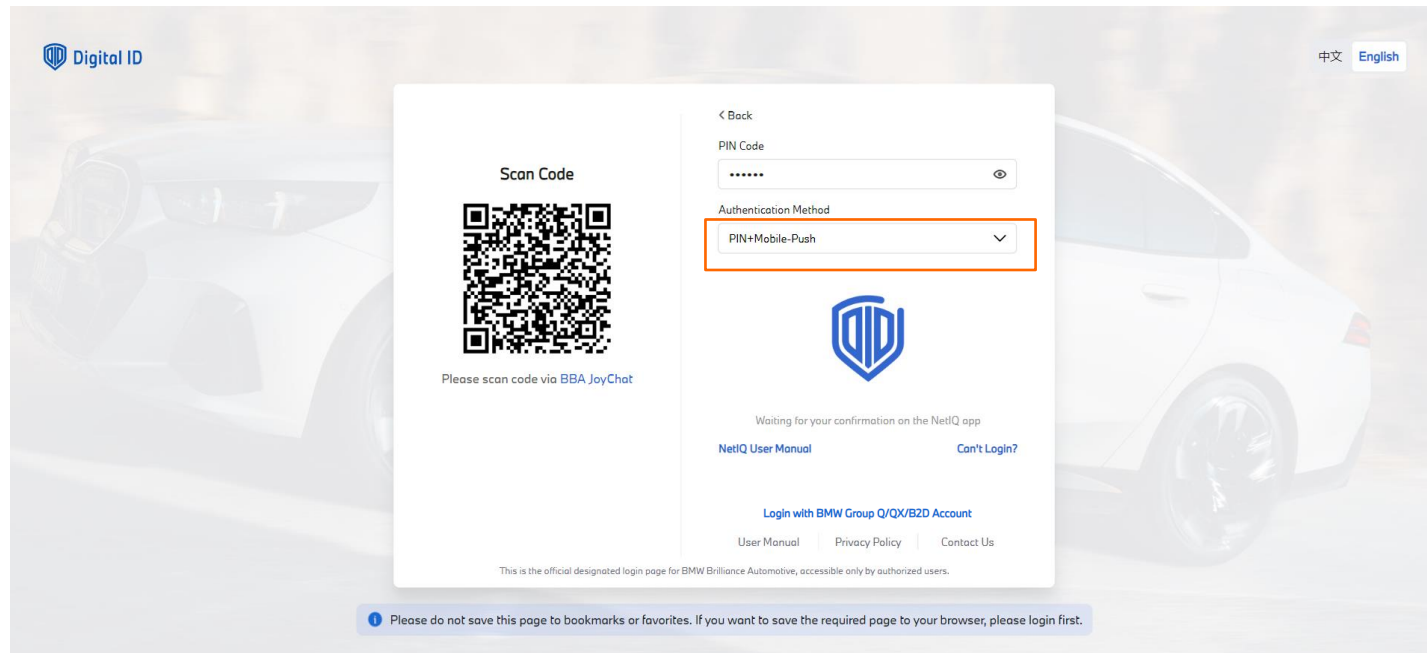
PUBLIC NETWORK- NETIQ - PIN+MOBILE-PUSH

When you choose the "PIN+Mobile-Push" authentication method, you can open the NetIQ Auth application, which will automatically pop up an authentication request. Please click the "Accept" button to complete login.

If you don't have the NetIQ Auth app, you can download it by searching for "NetIQ Advanced Authentication" in the mobile app store.

当您选择"PIN+Mobile-Push"认证方式，您可以打开NetIQ Auth应用，NetIQ Auth应用会自动弹出鉴定请求，请点击"接受"按钮完成登录。

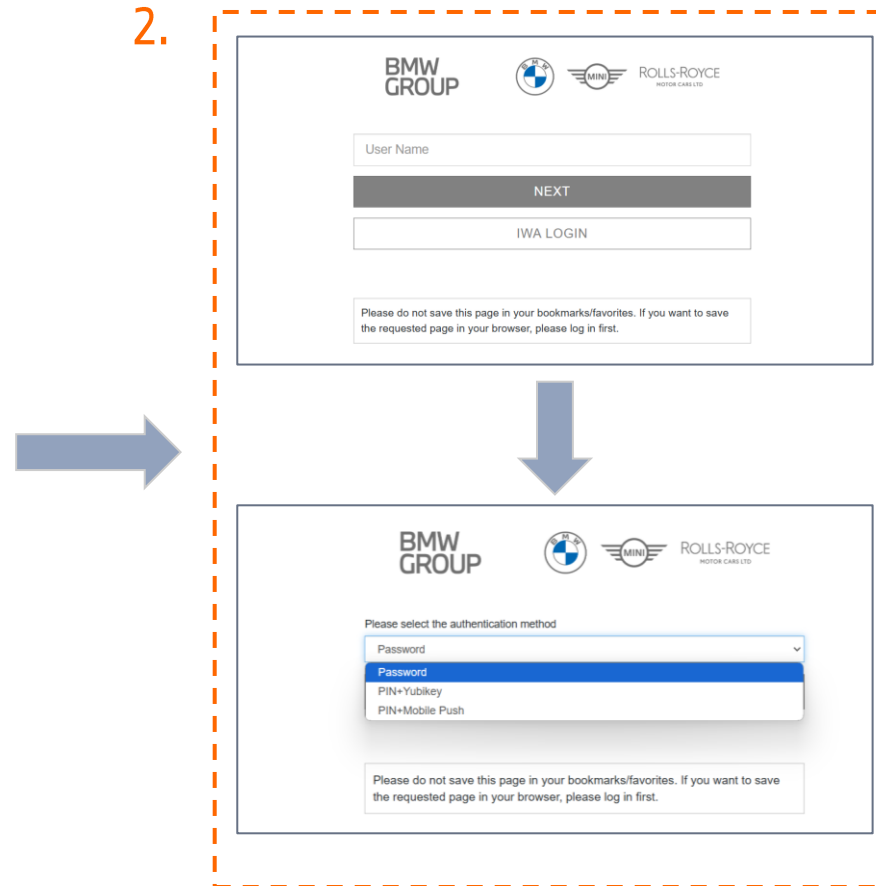
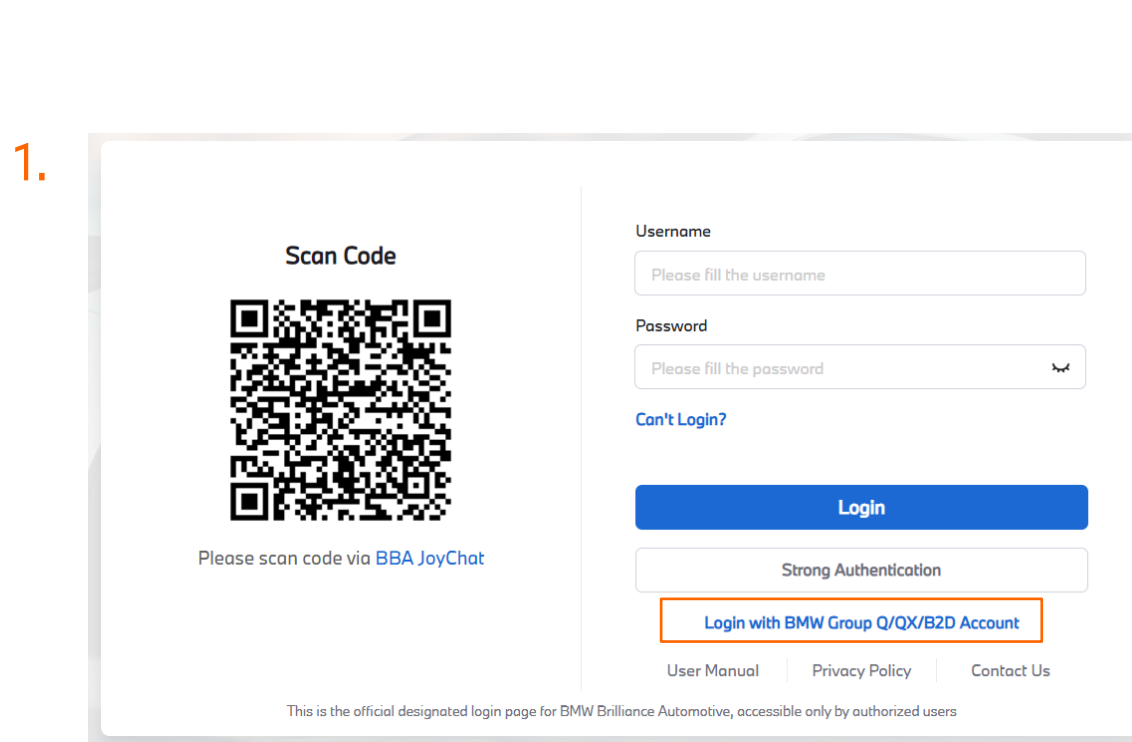
如果您没有NetIQ Auth应用，可以通过手机应用商店搜索"NetIQ Advanced Authentication"下载应用。



LOGIN WITH BMW GROUP ACCOUNT IN BBA INTRANET NETWORK -WEBEAM

On the login page, click " Login with BMW Group Q/QX/B2D Account" , redirect to WebEAM login page. User inputs Q/QX/B2D, WebEAM will display authentication method automatically according users' access network.

在登录页面点击“使用宝马集团Q/QX/B2D账号登录”后跳转WebEAM登录页，输入Q/QX/B2D账号，自动根据用户的网络类型判断展示不同的登录因子。



LOGIN WITH BMW GROUP ACCOUNT IN INTERNET -WEBEAM

On the login page, click " Login with BMW Group Q/QX/B2D Account" , redirect to WebEAM login page. User inputs Q/QX/B2D, WebEAM will display authentication method automatically according users' access network.

在登录页面点击“使用宝马集团Q/QX/B2D账号登录”后跳转WebEAM登录页，输入Q/QX/B2D账号，自动根据用户的网络类型判断展示不同的登录因子。

1.

The screenshot shows a login page with a QR code on the left and a form on the right. The QR code is labeled 'Scan Code' and 'Please scan code via BBA JoyChat'. The form has a 'Username' field with the placeholder 'Please fill the username'. Below it, there are two buttons for MFA methods: 'Password + SMS/EMAIL' (highlighted in blue) and 'NetIQ'. A 'Next' button is also present. At the bottom of the form, there is a button labeled 'Login with BMW Group Q/QX/B2D Account' which is highlighted with an orange border. At the very bottom of the page, there are links for 'User Manual', 'Privacy Policy', and 'Contact Us', and a footer note: 'This is the official designated login page for BMW Brilliance Automotive, accessible only by authorized users'.

2.

The top screenshot shows the WebEAM login page with the BMW Group, MINI, and ROLLS-ROYCE logos at the top. It features a 'User Name' input field, a 'NEXT' button, and an 'IWA LOGIN' button. A note at the bottom says: 'Please do not save this page in your bookmarks/favorites. If you want to save the requested page in your browser, please log in first.' A large blue arrow points down to the second screenshot.

The bottom screenshot shows the same page but with a dropdown menu open under the heading 'Please select the authentication method'. The dropdown lists three options: 'Password' (highlighted in blue), 'PIN+Yubikey', and 'PIN+Mobile Push'. The same note about not saving the page is visible at the bottom.

CONTACT US

BMW Brilliance IT Service Center:

BMW Brilliance IT Service Center is dedicated to providing you with a 24-hour hotline service to help you solve any problems you encounter during system use.

- BBA employees and supplier users please contact:

Tel: 024-84555555 Email: IT.Helpdesk@bmw-brilliance.cn

- Dealer users please contact:

Tel: 400-024-7666 Email: BMW.CallCenter@bmw-brilliance.cn